

RoHS Compliant

REV.	ECN NO.	DESCRIPTION	REVISER	DATE

Technical Data

Material:

Contact Material: Brass

Contact plating: Au or Sn Over 50μ" Ni

Insulator Material: Polyester UL94V-0

Standard: PBT+30%G.F

Electrical:

Current rating: 3Amps/contact max.

Contact resistance: $\leq 20m\Omega$ /contact

Insulation resistance: $\geq 1000M\Omega$ at V=100V

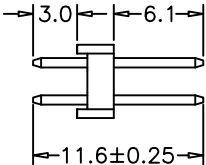
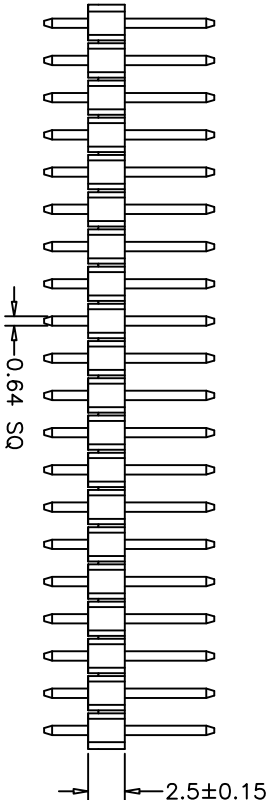
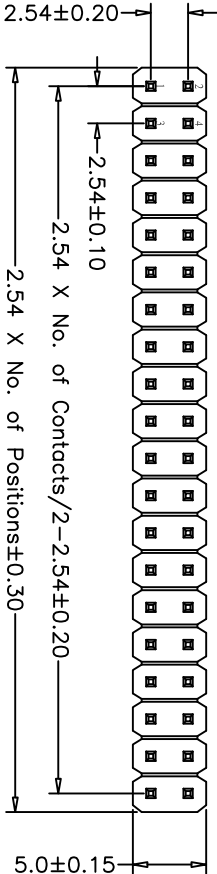
Voltage Rating: 550V AC/minute

Mechanical:

Mechanical life cycle: min.200

Operating temperatures: Gold Plated: -55°C to +105°C

Tin plated: -40°C to +105°C

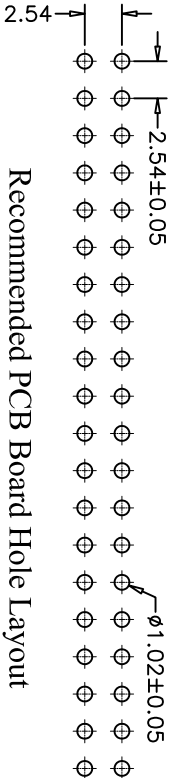


Ordering Information

2S254-25-1D-XX-M1-XX-G1-P1.1160

No. of Contacts	01-40pins
Material	M1 PBT M2 NYLON46/ 66 M3 NYLON 6T/9T M4 LCP
Insulator Color	51-Black 52-White 54-Red 55-Green 57-Yellow 58-Blue
Plating Option	G1 G/F G2 Au2μ" G3 Au3μ" G5 Au5μ" G0 Au10μ" G7 Au15μ" T0-Tin 150μ" GT-Duplex Plating
Packaging Option	P1-Plastic Bag/Box P2-Tube P3-Tube with cap P4-Tray P5-Tape&Reel with lift cap/fin

Recommended PCB Board Hole Layout



THIRD ANGLE PROJECTION	DRAWN BY: FB.YANG	TITLE: Pin Header 2.54mm Straight Dip Dual Row, L=11.60mm
CHECKED BY: GH.PANG	APPROVED BY: TONY.OU	
DATE: 05/05/2017		
ALL DIMENSIONS ARE IN MM		
TOLERANCE UNSPECIFIED		
X, ±0.35		
XX ±0.20		
XXX ±0.15		
XXXX ±0.05		
X° ±2°		
XX° ±1°		
XX° ±0.5°		
SHEET: 1 OF 1	SCALE: 2:1	PART NUMBER: 2S254-25-1D-XX-M1-XX-G1-P1.1160
REV: 01	SIZE: A4	